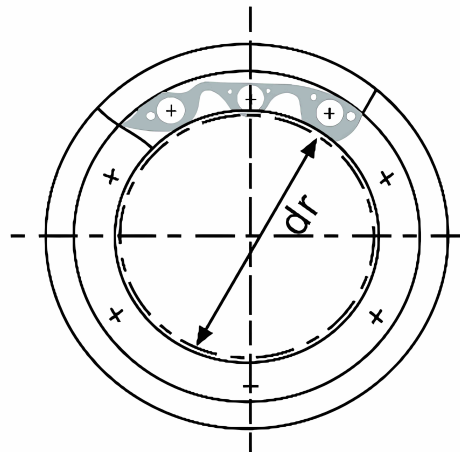
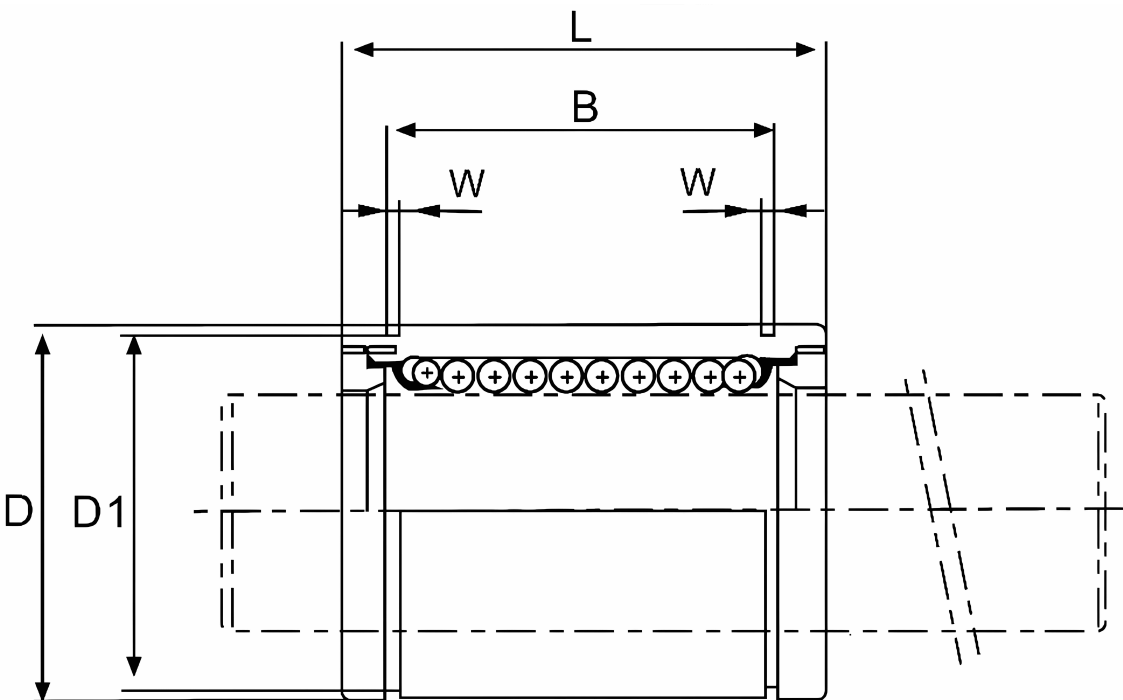



Rulmenți Liniar LME_UU



Model	Number of Ball Rows	Main Dimensions [mm]										Eccentricity [Max.]	Basic Load Rating		Weight [g]	
		Inscribed Circle Diameter		Outer Diameter		Length		Outer Locking Groove		W	Dynamic C [N]		Static Co [N]			
		dr	Tolerance	D	Tolerance	L	Tolerance	B	Tolerance					D1		
LM 5 UU	4	5		12		22		14.5		11.5	1.1	0.013	206	265	11	
LM 8 UU	4	8	+0.008		16	0 -0.008	25		16.5		15.2		1.1	265	402	22
LM 10 UU	4	10	0		19		29	0 -0.2	22	0 -0.3	18		1.3	380	560	28
LM 12 UU	4	12			22	0 -0.009	32		22.9		21		1.3	510	784	45
LM 16 UU	5	16	+0.009		26		36		24.9		24.9	1.3	578	892	60	
LM 20 UU	5	20	+0.001		32	0 -0.011	45		31.5		30.3	1.6	862	1370	102	
LM 25 UU	6	25	+0.011		40	0 -0.011	58		44.1		37.5	1.85	980	1570	235	
LM 30 UU	6	30	-0.001		47		68	0 -0.3	52.1	0 -0.4	44.5	1.85	1570	2740	360	
LM 40 UU	6	40			62	0 -0.013	80		60.6		59	2.15	2160	4020	770	
LM 50 UU	6	50	+0.013		75	-0.002	100		77.6		72	2.65	3820	7940	1250	
LM 60 UU	6	60			90	0 -0.015	125	0 -0.4	95.5		86.5	3.15	4700	9800	2220	



0726.175.111 | COMPONENTE PNEUMATICE ȘI HIDRAULICE
0721.228.444 | COMPONENTE ELECTRICE
0754.075.656 | COMPONENTE MECANICE



AUTOMATIC INVEST
ROMANIA, IAȘI,
CALEA CHIȘINĂULUI, NR. 29



WWW.AUTOMATIC.RO
EMAIL
VANZARI@AUTOMATIC.RO